

Conical poles TP Ø 60 mm

PAGE 1/2 REV 0 _ 13.02.2023

Cariboni
group

Materials

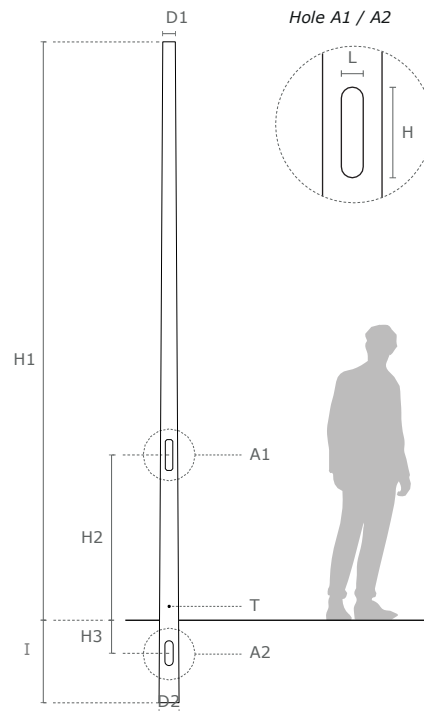
Body: made of S 235 JR UNI EN 10025 cold-cast steel sheet with subsequent longitudinal welding using a GMAW process. Surface finish: hot dip galvanised in compliance with EN 1461 and subsequent powder coating, colour dark grey sablé 100 noir.

Cap: black polycarbonate top closure.

Installation

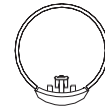
Fastening: Pole to be embedded. A protective sleeve is available on request.

Electrical wiring: Four-pole terminal board for cables 4x16mm². There is a hole for attaching the external earthing cable lug with M10 (T) threaded insert.



A1 - Terminal board hole and door*

Hole dimensions LxH: 38 x 132 mm
pole H 3500 mm



External door

Hole dimensions LxH: 45 x 186 mm

poles H 4000 mm ÷ 6000 mm



Flush door

Hole height H2: 1000 mm

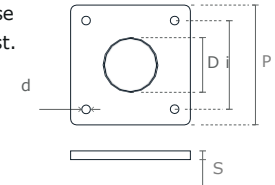
A2 - Cable entry hole

Hole dimensions LxH: 50 x 150 mm

Hole height H3: -200 mm

Base plate and metal anchors

Versions for fixing with a base plate are available on request.



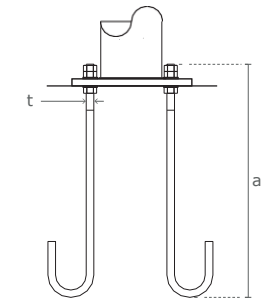
Height above ground of pole= H1 + I

Metal anchors

Length a= 500 mm

Thread t= M16

Plate fixing with metal anchors



Codes for embedded versions	D1 / D2: Ø x thickness [mm]	H1: Height above ground [mm]	I: Embedding depth [mm]	Number of arms [No.]	Pole weight [kg]	EN 40-3 Vref=25m/s [m2 / daN]	EN40-3 Vref=29m/s [m2 / daN]	Maximum Bending Moment [kN x m]
01PA0113C	Ø60 / Ø100 x 3	3500	500	0	25	0.75 / 56	0.57 / 42	2.7
01PA0108C	Ø60 / Ø105 x 3	4000	500	0	27	0.63 / 47	0.46 / 35	2.7
01PA0109C	Ø60 / Ø110 x 3	4500	500	0	29	0.59 / 44	0.43 / 32	3.2
01PA0110C	Ø60 / Ø115 x 3	5000	500	0	32	0.55 / 41	0.40 / 30	3.6
01PA0111C	Ø60 / Ø120 x 3	5500	500	0	35	0.52 / 39	0.37 / 28	4.0
01PA0112C	Ø60 / Ø128 x 3	6000	800	0	48	0.49 / 37	0.35 / 26	4.5

Dimensional tolerance according EN40-2.

P x P x S : plate dimensions [mm]	i: plate holes interaxis [mm]	D: central hole [mm]	d: holes for metal anchors [mm]
200 x 200 x 12	i=135	D=105	d=18
200 x 200 x 12	i=135	D=110	d=18
200 x 200 x 12	i=135	D=115	d=18
250 x 250 x 12	i=185	D=120	d=18
250 x 250 x 12	i=185	D=125	d=18
250 x 250 x 12	i=185	D=133	d=18

Codes for versions with base plate are available on request.

Resistance to wind according EN40-3-1

Dimensioning and verification according to EN40-3, soil category II.
The choice of the pole will be endorsed after structural verification according to EN-40, depending on the area of installation. The values of the European wind map are only indicative: wind speeds must be defined by national authorities.

Passive safety EN12767

Performance in case of impact with a vehicle: class 0

Terrain categories for wind exposure

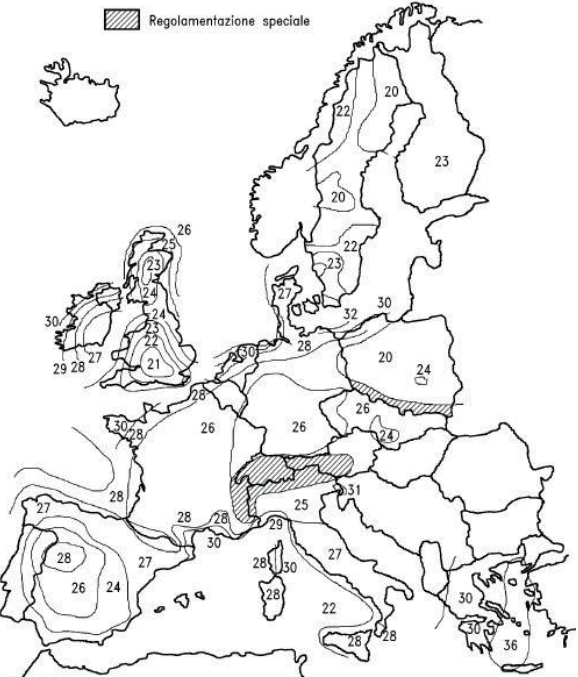
Terrain Category I: Seasides. At the edge of a lake with a length exposed to the wind of at least 5km. Flat even land without obstacles.

Terrain Category II: Fenced off cultivated land, some small agricultural buildings, houses or trees.

Terrain Category III: Suburban or industrial areas or permanent forests.

Terrain Category IV: Urban perimeters with at least 15% of the surface built on, and/ or on which the average heights of buildings exceed 15m.

Eurocode installation zone ENV 1991-2-4: Europe



Eurocode installation zone ENV 1991-2-4: Italy

Zone	Description	Vref
1	Valle d'Aosta, Piedmont, Lombardy, Trentino Alto Adige, Veneto, Friuli Venezia Giulia (not Trieste)	25m/s
2	Emilia Romagna	25m/s
3	Tuscany, Marche, Umbria, Lazio, Abruzzo, Molise, Puglia, Campania, Basilicata, Calabria (not Reggio Calabria)	27m/s
4	Sicily and the province of Reggio Calabria	28m/s
5	Sardinia (area to the east of the line joining Capo Teulada with La Maddalena Island)	28m/s
6	Sardinia (area to the west of the line joining Capo Teulada with La Maddalena Island)	28m/s
7	Liguria	28m/s
8	Province of Trieste	30m/s
9	Islands (except for Sicily and Sardinia) and open sea	31m/s

