



General Features

Description: orientable recessed LED lighting for diffused or accent lighting of architecture, urban spaces or structures in open areas

Insulation class: class III - power supply kit class II

Rated voltage: 220-240 V 50/60 Hz

Protection Grade: IP67

Impact protection: IK10

Power Factor: > 0.9

Ambient temperature Ta: -30°C +50°C

Weight: 2.00 kg

Driver: to be ordered separately

Marks and Certifications: CE



15W $\theta = 40^\circ$		
H (m)	\varnothing (m)	Em (lux)
1	0.8	892
2	1.5	223
3	2.5	99
4	3.3	56
5	4.2	36

Performance Data*

LED Current:	450 mA
Source flux:	1605 lm
Source power:	15 W
Source efficiency:	107 lm/W
Device flux:	970 lm
Device power:	18 W
Appliance efficiency:	54 lm/W

Optical System

Source: CoB LED

Color Temperature: 2700 K

Color Rendering Index (CRI): ≥ 90

Chromatic consistency (SDCM): ≤ 3

Type of optics: W-W Wall washer

Optical group life: >60.000h @Ta25°C L80B10

Photobiological safety class: EXEMPT GROUP

Normative References

EN60598-1 / EN60598-2-3 / EN62471 / EN61547

Installation and maintenance

Installation: ceiling/ground recessed

Tilt: Orientable Optical System. Tilt: 0° / -5° / -10° / -15°.

Rotation +359°.

Fixing: with springs

Wiring: Driver housing (to be ordered separately) IP67 pre-wired with M8x1 connector for the wiring from the driver to the fitting. It's supplied with cable H05RN-F Ø 6,5mm (ON-OFF version) or 2 cables H05RN-F diam Ø 6,5mm (DALI version). Electronic driver fed with 220-240V 50/60Hz with output 37V 450mA

Replaceable optical unit: each LED module is replaceable

Screen opening: opening by means of tools

Materials

Body: die-cast aluminium primary alloy UNI EN AB 44300


Lenses: highly transparent technopolymer lenses

Seals: anti-age silicone

Screws: stainless steel AISI 304

Finish: AISI 316L stainless steel frame with sandblasted and shoot peened finish

Colors

 sandblasted stainless steel AISI 316L Code: **06KR1A168B1XS**

Product Sheet

Rev. 17/01/2023

Kore Ceiling Recessed

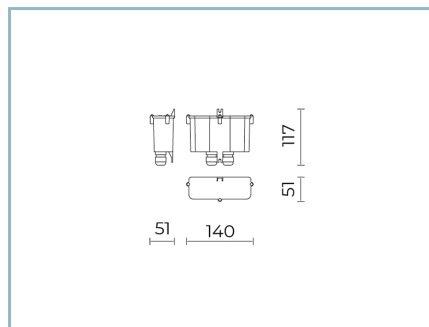
Color Temperature: 2700 K

Type of optics: W-W Wall washer

06KR1A168B1XS

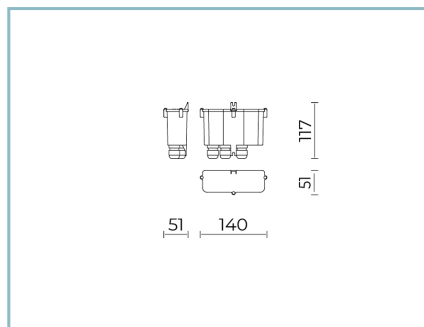
Colour: sandblasted
stainless steel AISI
316L

Complements



06KR904X0

B149 Driver
20W-240V IP67



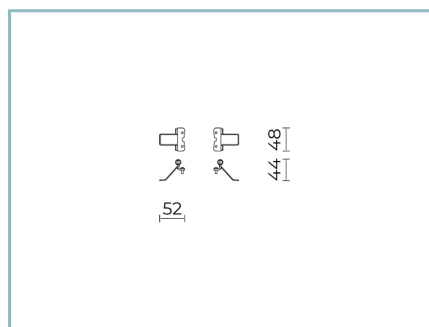
06KR905X0

B150 DALI driver
20W-240V IP67



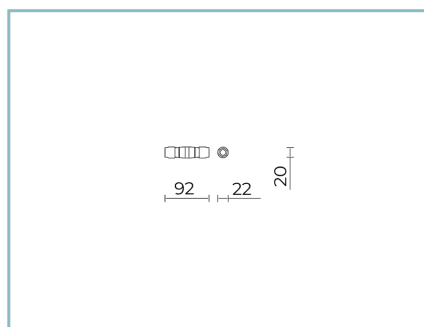
06KR901B0

B132 Drive over recessed housing
made of polypropylene. Colour: black
RAL9005.



06KR903XX0

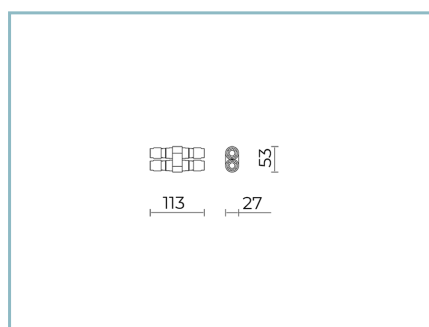
B134 Springs for ceiling recessed
installation



06KS918C0

B137 2 - way connector IP68

Complements



06KS909C0

B89 Connector 4 way IP68

Product Sheet

Rev. 17/01/2023

Kore Ceiling Recessed

Color Temperature: 2700 K

Type of optics: W-W Wall washer

06KR1A168B1XSColour: sandblasted
stainless steel AISI
316L

NOTES***Performance data**

The values indicated in this data sheet are nominal values with a tolerance of $\pm 7\%$.

Source flux and source efficiency data refer to the LED module without optics; in case you are interested in the performance of the LED module complete with optical system, you must multiply the data reported by the factor 0.9.

General Data

The characteristics of the product listed may be subject to change and must be confirmed when ordering.

In order to promote constant updating of its products, Cariboni Group reserves the right to make changes without prior notice.