



### General Features

Description: LED luminaire

Insulation class: class II

Rated voltage: 220-240 V 50/60 Hz

Protection Grade: IP66

Impact protection: IK09

Surge protection device: integrated 10kV-10kA, Type 3, equipped with LED signaling and thermofusible for disconnection at the end of life; impulse withstand CL II 10kV DM

Power Factor: > 0.90

Ambient temperature Ta: -30°C +50°C

Weight: 12 kg

Max exposed surface: 0.28 m<sup>2</sup>

Lateral exposed surface: 0.09 m<sup>2</sup>

Common mode surge protection: 10 kV

Overtoltage protection differential mode: 10 kV

Driver: included

Driver lifetime: >100.000 h @ Ta 25°C (0,2% / 1000h)

Marks and Certifications: ENEC / CE

### Performance Data\*

Source flux:	15890 lm
Source power:	100 W
Source efficiency:	159 lm/W
Device flux:	13540 lm
Device power:	108 W
Appliance efficiency:	125 lm/W
Glare Index Category:	D3

### Optical System

Source: LED R3
Color Temperature: 2700 K
Color Rendering Index (CRI): $\geq 70$
Chromatic consistency (SDCM): $\leq 3$
Type of optics: ST-02 Narrow street
Optical group life: $>100.000$ h @ Ta 25°C L90B10
Photobiological safety class: EXEMPT GROUP
ULOR: 0%
DLOR: 100%
Light intensity category: G*3
BUG rating: B2-U0-G2

### Normative References

EN60598-1 / EN60598-2-3 / EN61547 / EN62471, EN55015 / EN61000-3-2 / EN61000-3-3

### Installation and maintenance

Installation: side pole / arm / wall
Pole diameter: $\varnothing$ 60 - 76 - 102 mm
$\varnothing$ power cable: 10 ÷ 14 mm
Cable Gland: PG16
Replaceable wiring plate: removable plate
Replaceable optical unit: each LED module is replaceable
Screen opening: opening by clip, fall block
Disconnecter: automatic (with terminal section 2.5 mm <sup>2</sup> )
Power supply compartment: independent from the optical system

### Flow adjustment

On request

Virtual Midnight Teaching	X
Arrangement for Zhaga connector (Book 18)	X
Constant flow output (CLO)	X
Adjusting 1-10V	X
DALI control	X
Mains voltage variation	X
Power line telemanagement (PLC)	X
Wireless remote management	X
Provision for motion/light sensors	X

### Materials

Body: die-cast aluminium alloy UNI EN AB 47100 (copper content $< 1\%$ )
Screen: tempered flat glass
Lenses: high-transparency PMMA
Fixing system: die-cast aluminium alloy UNI EN AB 47100 (copper content $< 1\%$ )
Seals: expanded anti-age silicone foam
Screws: stainless steel AISI 304
Wiring plate: zinc-plated steel
Finish: phospho-chromatation treated and polyester powder-coated in 16 phases to increase weather resistance

### Colors

■ Sablé 100 Noir	Code: <b>01VO4D672814CHM4</b>
------------------	-------------------------------

### Mandatory accessories



01VO901C0

L17 Fixed side kit  
for  $\varnothing 48$ -60 mm arm. Colour: Sablé 100  
Noir.



01VO902C0

L16 Adjustable side kit  
for  $\varnothing 60$  mm pole or arm. Colour: Sablé  
100 Noir.

### Optional accessories



01VO904C0

B204 Joint kit  
for  $\varnothing 60$ -76 mm pole. Colour: Sablé 100  
Noir.



01VO905C0

B205 Double joint kit  
for  $\varnothing 60$ -76 mm pole. Colour: Sablé 100  
Noir.



06AK905C0

B153 Post top joint  
 $\varnothing 60$  mm (h. 90 mm). Colour: Sablé 100  
Noir.



01AK984C0

B208 Single arm  
for poles  $\varnothing 60$ -76 mm. Colour: Sablé  
100 Noir.



01AK985C0

B209 Double arm  
for poles  $\varnothing 60$ -76 mm. Colour: Sablé  
100 Noir.



01AK986C0

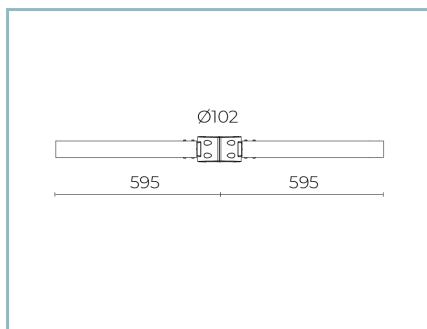
B210 Single arm  
for poles  $\varnothing 102$  mm. Colour: Sablé 100  
Noir.

**Product Sheet**

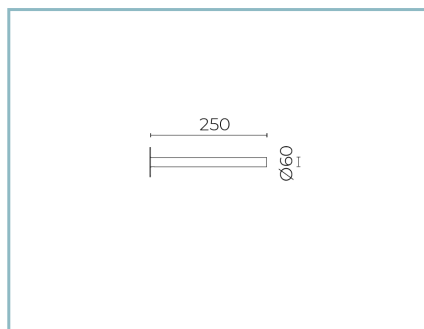
Rev 24/05/2024

**Volta Pole Side**Size: medium  
Color Temperature: 2700 K  
Type of optics: ST-02 Narrow street**01VO4D672814CHM4**

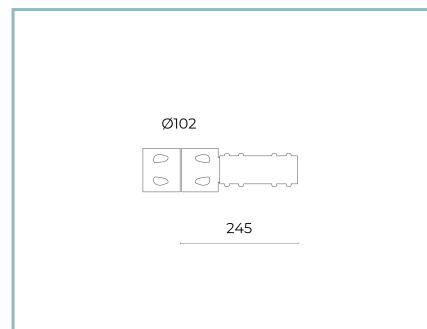
Colour: Sablé 100 Noir



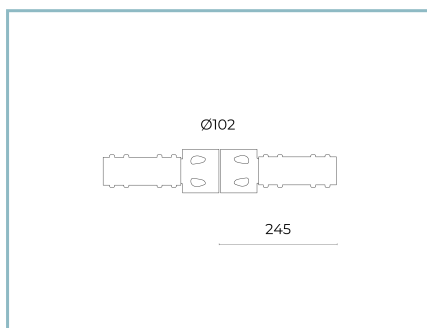
01AK987C0

B211 Double arm  
for poles  $\varnothing 102$  mm. Colour: Sablé 100  
Noir.

01AK982C0

B206-P Side wall-mounted arm.  
Colour: Sablé 100 Noir.

06AK906C0

B154 Single arm  
for poles  $\varnothing 102$  mm. L=245 mm. Colour:  
Sablé 100 Noir.

06AK908C0

B156 Double arm  
for poles  $\varnothing 102$  mm. L=245 mm. Colour:  
Sablé 100 Noir.**NOTES****\*Performance data**

The values indicated in this data sheet are nominal values with a tolerance of +/-7%.

Source flux and source efficiency data refer to the LED module without optics; in case you are interested in the performance of the LED module complete with optical system, you must multiply the data reported by the factor 0.9.

**General Data**

The characteristics of the product listed may be subject to change and must be confirmed when ordering.

In order to promote constant updating of its products, Cariboni Group reserves the right to make changes without prior notice.